

JOLIE

PRAISE TO BEAUTY

PR AISE TO BEA UTY

en / Jolie is an anthology of iconic marble effects in porcelain stoneware. Rare and pure references, where every vein and every single slab are carefully selected to create a precious and timeless style.

de / Jolie ist eine Sammlung aus symbolträchtigen Marmorarten in der Feinsteinzeugversion.

Seltene und extrem pure Arten, bei denen jede Äderung und jede einzelne Platte das Ergebnis einer sorgfältigen Auswahl sind, um eine edle, zeitlose Wirkung zu erzielen.

fr / Jolie est une anthologie de marbres iconiques en grès cérame.

Des références rares et pures, où chaque veinure et chaque plaque sont le fruit d'une sélection minutieuse, pour un effet précieux et atemporel.

es / Jolie es una antología de mármoles icónicos de gres porcelánico.

Referencias raras y purísimas, donde cada veta y cada placa son el resultado de una meticulosa selección, para un efecto precioso y atemporal.

中國 / Jolie是一个标志性大理石纹理的瓷质砖系列。

以天然珍稀且极致纯净的大理石为设计蓝本，每一种纹理和每一块板材均经过精心选择，旨在获得极致精美而时尚永恒的效果。

JOLIE
PRAISE TO BEAUTY

**JOLIE È UN'ANTOLOGIA
DI MARMI ICONICI IN
GRES PORCELLANATO.**

Riferimenti rari e purissimi, dove ogni venatura ed ogni singola lastra sono il frutto di un'accurata selezione, per un effetto prezioso e senza tempo.

Per saperne di più
More information
www.mirage.it



PAVIMENTI, RIVESTIMENTI, MA ANCHE ARREDI E FINITURE, I SETTE RIFERIMENTI DI JOLIE SONO UNO STRUMENTO CREATIVO E PROGETTUALE PER QUASIASI TIPO DI STILE ED AMBIENTE.

Colori di straordinaria eleganza, che richiamano la tradizione più antica ma dall'effetto straordinariamente contemporaneo.



en / The seven Jolie products can be used for floors and walls, but also furnishings and finishes, to create and design any type of style and environment.

Colours of extraordinary elegance, inspired by ancient tradition, but with an extraordinary contemporary resonance.

de / Fußböden, Verkleidungen, aber auch Einrichtungen und Ausfertigungen – die sieben Versionen von Jolie sind ein kreatives Planungsinstrument für jede Art von Stil und Umgebung.

Farben von außerordentlicher Eleganz, die auf die älteste Tradition verweisen, aber mit äußerst aktueller Wirkung.

fr / Sols, revêtements, mais aussi décorations et finitions, les sept références de Jolie sont un instrument créatif et conceptuel pour tous les types de style et d'environnement.

Des couleurs à l'élégance extraordinaire, qui évoquent la tradition la plus ancienne mais à l'effet incroyablement contemporain.

es / Pavimentos, revestimientos, pero también mobiliario y acabados, las siete referencias de Jolie son una herramienta creativa y de diseño para cualquier tipo de estilo y espacio.

Colores de extraordinaria elegancia, que evocan la tradición más antigua pero con un efecto extraordinariamente contemporáneo.

中國 / Jolie的七款产品涵盖地砖、墙砖以及家具和饰面，是创意和设计的工具，适合任何类型的风格和环境。

非凡优雅的色彩，让人想起最古老的传统，但具有非凡的现代时尚效果。

MARBLE TREND




COLORS SIZES FINISHES



Statuario Fine
—
JL 01



Calacatta Select
—
JL 02



Calacatta
Vena Antica
—
JL 03



Lincoln
—
JL 04



Tundra Lite
—
JL 05



Pietra Grey
—
JL 06



Verde Alpi
—
JL 07

7 _____
COLORI /
COLORS


6
mm _____
1200x2780 / 48"x110"

5 _____
FORMATI /
SIZES

9
mm _____
1200x1200 / 48"x48"
800x1600 / 31½"x63"
800x800 / 31½"x31½"
600x1200 / 24"x48"

2 _____
SUPERFICI /
FINISHES
Lucida / Glossy
Spazzolata

Statuario
Fine
—
JL 01



Floor Σ
Statuario Fine **JL 01** LUC SQ
1200x1200 / 48"x48"

Table
Wanderlust Galway Green **WA 12** LUC

Statuario
Fine
—
JL 01

Wall ▶
Statuario Fine **JL 01** LUC SQ
1200x2780 / 48"x110"

Floor ▾
Statuario Fine **JL 01** LUC SQ
1200x1200 / 48"x48"

Table
Wanderlust Galway Green **WA 12** LUC



Statuario
Fine
—
JL 01

Calacatta
Select
—
JL 02



Wall ▶
Calacatta Select **JL 02** LUC SQ
1200x2780 / 48"x110"
Counter
Calacatta Select **JL 02** LUC

Calacatta
Select
—
JL 02

Wall ▶
Calacatta Select JL 02 LUC SQ
1200x2780 / 48"x110"

Floor ◀
Cosmopolitan White Crystal CP 05 LUC SQ
800x800 / 31½"x31½"

Counter
Calacatta Select JL 02 LUC



Calacatta Select — JL 02

Wall ▶
Calacatta Select **JL 02** LUC SQ
1200x2780 / 48"x110"

Floor ▾
Silverlake Resia **SK 02** NAT SQ
800x800 / 31½"x31½"

Washbasin
Bathmood Comfort
Calacatta Select **JL 02** LUC





Calacatta Select — JL 02

Wall ▶
Calacatta Select **JL 02** LUC SQ
1200x2780 / 48"x110"

Floor ◡
Silverlake Resia **SK 02** NAT SQ
800x800 / 31½"x31½"

Washbasin
Bathmood Comfort
Calacatta Select **JL 02** LUC



INSPIRATIONS

Calacatta Vena Antica
—
JL 03



Wall ▶
Calacatta Vena Antica **JL 03** LUC SQ
1200x2780 / 48"x110"
Clay Trust **CL 07** SP SQ
1200x2780 / 48"x110"

Floor ▾
Calacatta Vena Antica **JL 03** LUC SQ
1200x1200 / 48"x48"
Clay Trust **CL 07** SP SQ
800x800 / 31½"x31½"

Table
Clay Trust **CL 07** SP



Wall ▶
Calacatta Vena Antica **JL 03** LUC SQ
1200x2780 / 48"x110"
Clay Trust **CL 07** SP SQ
1200x2780 / 48"x110"

Floor ▾
Calacatta Vena Antica **JL 03** LUC SQ
1200x1200 / 48"x48"
Clay Trust **CL 07** SP SQ
800x800 / 31½"x31½"

Table
Clay Trust **CL 07** SP

Calacatta Vena Antica — JL 03



INSPIRATIONS

Lincoln
—
JL 04



Wall ▶
Lincoln **JL 04** LUC SQ
1200x2780 / 48"x110"
Norr Grå **RR 02** NAT SQ
1200x2780 / 48"x110"
Norr Patchy Grå **RR 02** NAT
400x347 / 16"x14"
Floor ▾
Lincoln **JL 04** LUC SQ
1200x1200 / 48"x48"




Wall ▶
Lincoln **JL 04** LUC SQ
1200x2780 / 48"x110"
Norr Grå **RR 02** NAT SQ
1200x2780 / 48"x110"

Floor ◀
Lincoln **JL 04** LUC SQ
1200x1200 / 48"x48"



Lincoln — JL 04



Lincoln

—

JL 04



Wall ▶
Line Lincoln **JL 04** SP SQ
1200x2780 / 48"x110"

Floor ≡
Lincoln **JL 04** SP SQ
1200x1200 / 48"x48"

Washbasin
Bathmood Comfort
Line Lincoln **JL 04** SP

INSPIRATIONS

Tundra
Lite
—
JL 05



Wall ▶
Tundra Lite **JL 05** LUC SQ
1200x2780 / 48"x110"

Floor ▼
Tundra Lite **JL 05** LUC SQ
800x800 / 31½"x31½"

Counter & Table
Calacatta Vena Antica **JL 03** LUC



Wall ▸
Tundra Lite **JL 05** LUC SQ
1200x2780 / 48"x110"

Floor ▾
Tundra Lite **JL 05** LUC SQ
800x800 / 31½"x31½"



Tundra
Lite
—
JL 05

INSPIRATIONS

Pietra Grey
—
JL 06



Wall ▶
Pietra Grey JL 06 SP SQ
1200x2780 / 48"x110"
Floor ▾
Elysian Travertino Light EY 07 SP SQ
1200x1200 / 48"x48"
Counter
Pietra Grey JL 06 SP



Pietra
Grey
—
JL 06



Wall ▶
Pietra Grey **JL 06** SP SQ
1200x2780 / 48"x110"
WANDERLUST Agata Multicolor **WA 09** LUC SQ
1200x2780 / 48"x110"

Floor ▾
JURUPA Master **JP 03** NAT SQ
200x1200 / 8"x48"

Washbasin
Bathmood Glad
Pietra Grey **JL 06** SP

INSPIRATIONS


Verde Alpi
—
JL 07



Wall ▶
Verde Alpi **JL 07** LUC SQ
1200x2780 / 48"x110"
Elysian Pietra del Sud **EY 01** SP SQ
1200x2780 / 48"x110"

Floor ▾
Elysian Pietra del Sud **EY 01** ST SQ
1200x1200 / 48"x48"

Verde Alpi — JL 07



Wall ▶
Verde Alpi **JL 07** LUC SQ
1200x2780 / 48"x110"
Elysian Pietra del Sud **EY 01** SP SQ
1200x2780 / 48"x110"
Floor ▾
Elysian Pietra del Sud **EY 01** ST SQ
1200x1200 / 48"x48"
Washbasin
Bathmood Delight
Verde Alpi **JL 07** LUC
Elysian Pietra del Sud **EY 01** SP




Verde Alpi — JL 07

Wall ▶
Verde Alpi **JL 07** LUC SQ
1200x2780 / 48"x110"
Elysian Pietra del Sud **EY 01** SP SQ
1200x2780 / 48"x110"
Floor ▾
Elysian Pietra del Sud **EY 01** ST SQ
1200x1200 / 48"x48"
Washbasin
Bathmood Delight
Verde Alpi **JL 07** LUC
Elysian Pietra del Sud **EY 01** SP

Statuario Fine — JL 01

1200x2780 / 48"x110"
LUC SQ / SP SQ



Il processo produttivo non garantisce la continuità nel disegno della venatura tra i vari pezzi spediti. Eventuali disallineamenti tra le venature in continuità sono da considerarsi caratteristica intrinseca del prodotto.
L'immagine rappresentata serve a dare un'idea indicativa del prodotto, toni e venature possono essere quindi suscettibili di variazioni.

The production process does not guarantee continuity in the design of the veining among the various pieces provided. Any misalignment between the continuous veining is to be considered an intrinsic characteristic of the product.

The image shown is merely indicative; the shades and veinings of the product may be subject to variations.

PATTERN PRODOTTO - PRODUCT PATTERN



6 mm
1200x2780 / 48"x110"
LUC SQ / SP SQ

Kit Vein Matching
1200x2780 / 48"x110"
LUC SQ


9 mm
1200x1200 / 48"x48"
LUC SQ / SP SQ

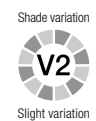
800x1600 / 31½"x63"
LUC SQ / SP SQ

800x800 / 31½"x31½"
LUC SQ / SP SQ

600x1200 / 24"x48"
LUC SQ


Stucchi consigliati Recommended grouts

KERAKOLL	02	
MAPEI	103 Bianco Luna	
LATICRETE	50 Sea Glass	



Calacatta Select — JL 02

1200x2780 / 48"x110"
LUC SQ / SP SQ



Il processo produttivo non garantisce la continuità nel disegno della venatura tra i vari pezzi spediti. Eventuali disallineamenti tra le venature in continuità sono da considerarsi caratteristica intrinseca del prodotto. L'immagine rappresentata serve a dare un'idea indicativa del prodotto, toni e venature possono essere quindi suscettibili di variazioni.

The production process does not guarantee continuity in the design of the veining among the various pieces provided. Any misalignment between the continuous veining is to be considered an intrinsic characteristic of the product.

The image shown is merely indicative; the shades and veinings of the product may be subject to variations.

PATTERN PRODOTTO - PRODUCT PATTERN

6 mm
1200x2780 / 48"x110"
LUC SQ / SP SQ

Kit Vein Matching
1200x2780 / 48"x110"
LUC SQ

9 mm
1200x1200 / 48"x48"
LUC SQ / SP SQ

800x1600 / 31½"x63"
LUC SQ / SP SQ

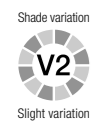
800x800 / 31½"x31½"
LUC SQ / SP SQ

600x1200 / 24"x48"
LUC SQ



Stucchi consigliati
Recommended grouts


KERAKOLL	02	
MAPEI	103 Bianco Luna	
LATICRETE	50 Sea Glass	



Calacatta Vena Antica

JL 03

1200x2780 / 48"x110"
LUC SQ



Il processo produttivo non garantisce la continuità nel disegno della venatura tra i vari pezzi spediti. Eventuali disallineamenti tra le venature in continuità sono da considerarsi caratteristica intrinseca del prodotto.
L'immagine rappresentata serve a dare un'idea indicativa del prodotto, toni e venature possono essere quindi suscettibili di variazioni.

The production process does not guarantee continuity in the design of the veining among the various pieces provided. Any misalignment between the continuous veining is to be considered an intrinsic characteristic of the product.

The image shown is merely indicative; the shades and veinings of the product may be subject to variations.

PATTERN PRODOTTO - PRODUCT PATTERN

6 mm
1200x2780 / 48"x110"
LUC SQ / SP SQ

Kit Vein Matching
1200x2780 / 48"x110"
LUC SQ

9 mm
1200x1200 / 48"x48"
LUC SQ

800x1600 / 31½"x63"
LUC SQ

800x800 / 31½"x31½"
LUC SQ

600x1200 / 24"x48"
LUC SQ



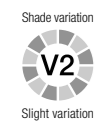

Stucchi consigliati

Recommended grouts

KERAKOLL 24

MAPEI 103 Bianco Luna


LATICRETE 50 Sea Glass



Lincoln

JL 04

1200x2780 / 48"x110"
LUC SQ



Il processo produttivo non garantisce la continuità nel disegno della venatura tra i vari pezzi spediti. Eventuali disallineamenti tra le venature in continuità sono da considerarsi caratteristica intrinseca del prodotto.
L'immagine rappresentata serve a dare un'idea indicativa del prodotto, toni e venature possono essere quindi suscettibili di variazioni.

The production process does not guarantee continuity in the design of the veining among the various pieces provided. Any misalignment between the continuous veining is to be considered an intrinsic characteristic of the product.

The image shown is merely indicative; the shades and veinings of the product may be subject to variations.

PATTERN PRODOTTO - PRODUCT PATTERN

6 mm
1200x2780 / 48"x110"
LUC SQ / SP SQ

Kit Vein Matching
1200x2780 / 48"x110"
LUC SQ

Line
1200x2780 / 48"x110"
SP SQ

9 mm
1200x1200 / 48"x48"
LUC SQ / SP SQ

800x1600 / 31½"x63"
LUC SQ / SP SQ

800x800 / 31½"x31½"
LUC SQ / SP SQ

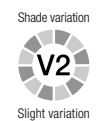
600x1200 / 24"x48"
LUC SQ



Stucchi consigliati

Recommended grouts

KERAKOLL	02	
MAPEI	103 Bianco Luna	
LATICRETE	50 Sea Glass	



Tundra Lite — JL 05

PATTERN PRODOTTO - PRODUCT PATTERN

6 mm
1200x2780 / 48"x110"
LUC SQ / SP SQ

9 mm
1200x1200 / 48"x48"
LUC SQ / SP SQ




800x1600 / 31½"x63"
LUC SQ / SP SQ

800x800 / 31½"x31½"
LUC SQ / SP SQ

600x1200 / 24"x48"
LUC SQ



Stucchi consigliati Recommended grouts

KERAKOLL	08	
MAPEI	113 Grigio Cemento	
LATICRETE	78 Sterling Silver	



Pietra Grey — JL 06

PATTERN PRODOTTO - PRODUCT PATTERN

6 mm
1200x2780 / 48"x110"
LUC SQ / SP SQ

9 mm
1200x1200 / 48"x48"
LUC SQ / SP SQ

800x1600 / 31½"x63"
LUC SQ / SP SQ

800x800 / 31½"x31½"
LUC SQ / SP SQ

600x1200 / 24"x48"
LUC SQ



Stucchi consigliati
Recommended grouts

KERAKOLL 11

MAPEI 114 Antracite

LATICRETE 45 Raven




Verde Alpi — JL 07

PATTERN PRODOTTO - PRODUCT PATTERN

6 mm
1200x2780 / 48"x110"
LUC SQ

9 mm
1200x1200 / 48"x48"
LUC SQ

600x1200 / 24"x48"
LUC SQ



Stucchi consigliati
Recommended grouts

KERAKOLL 11

MAPEI 114 Antracite

LATICRETE 45 Raven





LINE

FORMATI - SIZES
1200x2780 / 48"x110"

LINE Lincoln **JL 04** SP SQ



KIT VEIN MATCHING

Per offrire un servizio sempre più personalizzato, Mirage® mette a disposizione il Kit Vein Matching nei colori JL 01, JL 02, JL 03 e JL 04 in formato 1200x2780 mm, superficie lucida.

Il kit è composto da 4 lastre numerate e dalle grafiche sequenziali ad effetto vena continua.

KIT VEIN MATCHING

For an increasingly customised service, Mirage® offers the Vein Matching Kit in the colours JL 01, JL 02, JL 03 and JL 04, in the 1200x2780 mm, polished finish.

The kit is composed of 4 numbered slabs and sequential patterns that create a continuous vein effect.

KIT VEIN MATCHING

Pour offrir un service de plus en plus personnalisé, Mirage® met à votre disposition le Kit Vein Matching dans les couleurs JL 01, JL 02, JL 03 et JL 04, dans le format 1200x2780 mm, surface brillante.

Le kit est composé de 4 plaques numérotées et de graphismes séquentiels à effet veine continue.

KIT VEIN MATCHING

为了提供更个性化的服务, Mirage提供“纹理匹配 (Vein Matching)”套件, 颜色包括JL 01, JL 02, JL 03和JL 04, 规格为1200x2780 mm, 亮光表面。该套件由4块有编号并具有连续纹理效果的序列图案的板材组成。

KIT VEIN MATCHING

Um einen immer persönlicheren Service zu bieten, stellt Mirage® den Kit Vein Matching in den Farben JL 01, JL 02, JL 03 und JL 04 im Format 1200x2780 mm mit glänzender Oberfläche zur Verfügung.

Der Satz besteht aus 4 nummerierten Platten und aufeinander folgenden Grafiken mit dem Effekt der durchgehenden Ader.

KIT VEIN MATCHING

Con el objetivo de ofrecer un servicio cada vez más personalizado, Mirage® pone a disposición el kit Vein Matching en los colores JL 01, JL 02, JL 03 y JL 04 en el formato de 1200x2780 mm, con acabado brillante.

El kit está compuesto por 4 placas enumeradas y grafismos secuenciales con un efecto de vena continua.



FORMATI - SIZES

1200x2780 / 48"x110" LUC SQ

Statuario Fine JL 01



1 + 2 + 3 + 4

Calacatta Select JL 02



1 + 2 + 3 + 4



JOLIE

PRAISE TO BEAUTY

KIT VEIN MATCHING


Il processo produttivo non garantisce la continuità nel disegno della venatura tra i vari pezzi spediti. Eventuali disallineamenti tra le venature in continuità sono da considerarsi caratteristica intrinseca del prodotto. L'immagine rappresentata serve a dare un'idea indicativa del prodotto, toni e venature possono essere quindi suscettibili di variazioni.

The production process does not guarantee continuity in the design of the veining among the various pieces provided. Any misalignment between the continuous veining is to be considered an intrinsic characteristic of the product. The image shown is merely indicative; the shades and veinings of the product may be subject to variations.

FORMATI - SIZES

1200x2780 / 48"x110" LUC SQ

Calacatta Vena Antica JL 03



1 + 2 + 3 + 4

Lincoln JL 04



1 + 2 + 3 + 4

RIASSUNTIVO FORMATI E IMBALLI

Summary of sizes and packaging
 Übersicht über Formate und Verpackungen
 Récapitulatif formats et emballages
 Sinóptico de formatos y embalajes
 规格和包装概述

		KIT VEIN MATCHING (4pz/4pcs) 1200x2780 48"x110"	LINE 1200x2780 48"x110"	1200x2780 48"x110"	1200x1200 48"x48"	800x1600 31½"x63"	800x800 31½"x31½"	600x1200 48"x48"				
FORMATI - SIZES												
Spessore - Thickness		± 6 mm	± 6 mm	± 6 mm	± 6 mm	± 9 mm	± 9 mm	± 9 mm	± 9 mm	± 9 mm	± 9 mm	± 9 mm
Superficie - Surface		LUC SQ	SP SQ	LUC SQ	SP SQ	LUC SQ	SP SQ	LUC SQ	SP SQ	LUC SQ	SP SQ	LUC SQ
	Statuario Fine JL 01	BAL7	-	AWY4	AXA5	AY06	BAE2	AYK2	BAD3	AYK3	AYS4	AY05
	Calacatta Select JL 02	BAL8	-	AWY5	AXA8	AYP2	BAE5	AYK8	BAD7	AYK9	AYS7	AYP1
	Calacatta Vena Antica JL 03	BAL9	-	AWY6	-	AYP8	-	AYL4	-	AYL5	-	AYP7
	Lincoln JL 04	BAM0	BFM7	AWY7	-	AYQ4	BAE8	AYM0	BAD1	AYM1	BAC9	AYQ3
	Tundra Lite JL 05	-	-	AWY8	AXB1	AYR0	BAF1	AYM6	BAD8	AYM7	AYT0	AYQ9
	Pietra Grey JL 06	-	-	AWY9	AXB4	AYR6	BAF4	AYN2	BAD9	AYN3	AYT3	AYR5
	Verde Alpi JL 07	-	-	AWZ0	-	A	-	-	-	-	-	AYS0

	Peso lordo per scatola Gross weight per box Bruttogewicht pro Karton Poids brut par boîte Peso bruto por caja	Please refer to mirage.it	61,56	61,56	55,12	55,12	27,36	27,36	30,30
	Pezzi per scatola Pieces for box Stück pro Karton Pièces pour boîte Piezas por caja		2	2	2	2	2	2	2
	mq. scatola mq. box mq. Karton mq. boîte mq. caja		2,88	2,88	2,56	2,56	1,28	1,28	1,44
	Scatole / full pallet Boxes / full pallet Stück / volle Palette Pièces / palette complete Cajas / pallet completo		16	16	16	16	48	48	35
	mq./pallet		46,08	46,08	40,96	40,96	61,44	61,44	50,40

SUPERFICI - FINISHES

LUC: Lucido - Glossy **SP:** Spazzolata

		Mosaico 36T* 300x300 12"x12"	Mosaico 144T 300x300 12"x12"
DECORI - DECORS			
		SP	LUC
	BBH0	BBH5	
	BBH1	BBH6	
	BBH2	BBH8	
	BBH3	BBH9	
	BBH4	BBI0	
	BBH5	BBI1	

-	-
6	6
-	-
-	-
-	-

PEZZI SPECIALI - SPECIAL PIECES												
		Battiscopa** 72x800 27/8"x31½"	Gradino A** 330x800 131/8"x311/2"	330x1200 131/8"x48"	Gradino G** 330x800 131/8"x311/2"	Gradino B 330x800 131/8"x311/2"	330x1200 131/8"x48"	Gradino B Ang. 330x330 131/2"x131/8"				
		LUC	SP	LUC	SP	LUC	LUC	SP	LUC	SP	LUC	SP
	BBF8	BBG5	BB09	BBE6	BBF1	BBC6	BBD3	BAZ8	BBA5	BBB0	BAY6	BAZ3
	BBF9	BBG6	BBE0	BBE7	BBF2	BBC7	BBD4	BAZ9	BBA6	BBC0	BAY7	BBM5
	BBG0	-	BBE1	-	BBF3	BBC8	-	BBA0	-	BBC1	BAY8	-
	BBG1	BBG7	BBE2	BBE8	BBF4	BBC9	BBD5	BBA1	BBA7	BBC2	BAY9	BBM6
	BBG2	BBG8	BBE3	BBE9	BBF5	BBD0	BBD6	BBA2	BBA8	BBC3	BAZ0	BBM7
	BBG3	BBG9	BBE4	BBF0	BBF6	BBD1	BBD7	BBA3	BBA9	BBC4	BAZ1	BBM8
	BBG4	-	BBE5	-	BBF7	BBD2	-	BBA4	-	BBC5	BAZ2	-

-	-	-	-	-	-	-	-	-	-	-	-	-
10	10	7	7	4	4							
-	-	-	-	-	-	-	-	-	-	-	-	-
-	-	-	-	-	-	-	-	-	-	-	-	-
-	-	-	-	-	-	-	-	-	-	-	-	-

A: Disponibile - Available

* **Decoro su rete** - Mesh-backed decoration

** **Finitura a becco di civetta** - One-round edge shaping


















Shade variation



Slight variation



STANDARD EN 14411 - G

CARATTERISTICHE TECNICHE TECHNICAL DATA TECHNISCHE DATEN CARACTERISTIQUES TECHNIQUES CARACTERÍSTICAS TÉCNICAS ТЕХНИЧЕСКИЕ ХАРАКТЕРИСТИКИ 技术特征		NORMA STANDARD NORM NORME NORMA ЗНАЧЕНИЯ 标准	VALORI PRESCRITTI DALLE NORME EN 14411 - G INTERNATIONAL STANDARDS EN 14411 - G INTERNATIONALE NORMWERTE EN 14411 - G VALEURS PREVUES PAR LES NORMES EN 14411 - G VALORES PREVISTOS POR LAS NORMAS EN 14411 - G ПРЕДУСМОТРЕННЫЕ СТАНДАРТОМ EN 14411-G EN 14411 - G标准规定值	VALORE MEDIO MIRAGE MIRAGE AVERAGE VALUE MIRAGE MITTELWERT VALEURS MOYEN MIRAGE VALOR MEDIO MIRAGE СРЕДНЕЕ ЗНАЧЕНИЕ MIRAGE MIRAGE平均值	
CARATTERISTICHE DIMENSIONALI - SIZE CHARACTERISTICS - MASSEIGENSCHAFTEN DETERMINATION DES CARACTERISTIQUES DIMENSIONELLES - CARACTERÍSTICAS DIMENSIONALES - РАЗМЕРНЫЕ ХАРАКТЕРИСТИКИ - 尺寸特征				LUC (GL)	SP (UGL)
 LATI SIDES - SEITEN COTES - CANTOS РАЗМЕРЫ СТОРОН - 側边	EN ISO 10545-2	± 0,3% MAX (± 1,0 mm MAX)	CONFORME COMPLYING		
 SPESSORE THICKNESS - DICKE ÉPAISSEUR - ESPESOR ТОЛЩИНА - 厚度	EN ISO 10545-2	± 5,0% MAX (± 0,5 mm MAX)	CONFORME COMPLYING		
 RETTILINEITÀ DEGLI SPIGOLI STRAIGHTNESS OF SIDES - GERADLINIGKEIT DER KANTEN RECTITUDE DES ARETES - RECTITUD DE LOS CANTOS КОСОУГОЛЬНОСТЬ - 边角平直度	EN ISO 10545-2	± 0,3% MAX (± 0,8 mm MAX)	CONFORME COMPLYING		
 ORTOGONALITÀ RECTANGULARITY - RECHTWINKLIGKEIT PERPENDICULARITÉ - ORTOGONALIDAD КРИВИЗНА СТОРОН - 直角度	EN ISO 10545-2	± 0,3% MAX (± 1,5 mm MAX)	CONFORME COMPLYING		
 PLANARITÀ SURFACE FLATNESS - EBENFLÄCHIGKEIT PLANEITE DE SURFACE - PLANEIDAD КРИВИЗНА ЛИЦЕВОЙ ПОВЕРХНОСТИ - 平整度	EN ISO 10545-2	± 0,4% MAX (± 1,8 mm MAX)	CONFORME COMPLYING		
 ASSORBIMENTO D'ACQUA WATER ABSORPTION - WASSERAUFNAHME ABSORPTION D'EAU - ABSORCIÓN DE AGUA ВОДОПОГЛОЩЕНИЕ - 吸水率	EN ISO 10545-3	≤ 0,5%	≤ 0,1%		
 RESISTENZA ALLA FLESSIONE FLEXION RESISTANCE - BIEGEFESTIGKEIT RESISTANCE A LA FLEXION - RESISTENCIA A LA FLEXIÓN ПРЕДЕЛ ПРОЧНОСТИ ПРИ ИЗГИБЕ - 抗弯强度	EN ISO 10545-4	S ≥ 700 N (< 7,5 mm) S ≥ 1.300 N (> 7,5 mm) R ≥ 0,48 N/mm².	≧ 6 mm: S≥1100N R≥48 N/mm² ≧ 9 mm: S≥2.500N R≥50 N/mm²		
 RESISTENZA ALL'URTO IMPACT RESISTANCE - STOSSFESTIGKEIT RESISTANCE AUX CHOCES - RESISTENCIA A LOS GOLPES УДАРОСТОЙКОСТЬ - 抗冲击强度	EN ISO 10545-5	VALORE DICHIARATO DECLARED VALUE	> 0,80		
 RESISTENZA ALL'ABRASIONE ABRASION RESISTANCE - ABRIEBFESTIGKEIT RESISTANCE A L'ABRASION - RESISTENCIA A LA ABRASIÓN СТОЙКОСТЬ К ИСТИРАНИЮ - 耐磨强度	EN ISO 10545-6	≤ 175 mm³	< 150 mm³		
 COEFFICIENTE DI DILATAZIONE TERMICA LINEARE COEFFICIENT OF LINEAR THERMAL-EXPANSION - LINEARER WÄRMEAUSSDEHNUNGSKOEFFIZIENT COEFFICIENT DE DILATATION THERMIQUE LINEAIRE - COEFICIENTE DE DILATACIÓN TÉRMICA LINEAL КОЭФФИЦИЕНТ ЛИНЕЙНОГО ТЕРМИЧЕСКОГО РАСШИРЕНИЯ - 线性热膨胀系数	EN ISO 10545-8	—	α 6,2x10 ⁻⁶ °C ⁻¹		
 RESISTENZA AGLI SBALZI TERMICI RESISTANCE TO THERMAL SHOCKS - BESTÄNDIGKEIT GEGEN TEMPERATURSCHWANKUNGEN RESISTANCE AUX CHOCES THERMIQUES - RESISTENCIA A LOS CHOQUES TÉRMICOS СТОЙКОСТЬ К ПЕРЕПАДАМ ТЕМПЕРАТУРЫ - 耐热突变性	EN ISO 10545-9	TEST SUPERATO SECONDO EN ISO 10545-1 PASS ACCORDING EN ISO 10545-1	NESSUN DANNO NO DAMAGE		
 RESISTENZA AL GELO FROST RESISTANCE - FROSTBESTÄNDIGKEIT RESISTANCE AU GEL - RESISTENCIA AL HIELO МОРОЗОСТОЙКОСТЬ - 耐冻性	EN ISO 10545-12	TEST SUPERATO SECONDO EN ISO 10545-1 PASS ACCORDING EN ISO 10545-1	NESSUN DANNO NO DAMAGE		
 RESISTENZA ALL'ATTACCO CHIMICO RESISTANCE TO CHEMICALS - CHEMIKALIENBESTÄNDIGKEIT RESISTANCE A L'ATTAQUE CHIMIQUE - RESISTENCIA QUÍMICA ХИМИЧЕСКАЯ СТОЙКОСТЬ - 耐化学品作用	EN ISO 10545-13	B MIN.	A LA	A LA HA	
 RESISTENZA ALL'ABRASIONE SUPERFICIALE SURFACE ABRASION RESISTANCE - ABRIEBFESTIGKEIT DER OBERFLÄCHE RESISTANCE A L'ABRASION SUPERFICIELLE - RESISTENCIA A LA ABRASIÓN SUPERFICIAL ХИМИЧЕСКАЯ СТОЙКОСТЬ - 耐表面磨损	EN ISO 10545-7	—	LUC PEI 5 (JL 01 - 02 - 03 - 04) PEI 4 (JL 05) PEI 3 (JL 06 - 07)		
 RESISTENZA ALLE MACCHIE RESISTANCE TO STAINS - FLECKENBESTÄNDIGKEIT RESISTANCE AUX TACHES - RESISTENCIA A LAS MANCHAS УСТОЙЧИВОСТЬ К ПЯТНООБРАЗОВАНИЮ - 防污性	EN ISO 10545-14	VALORE DICHIARATO DECLARED VALUE	5	5	
 CESSIONE DI PIOMBO E CADMIO LEAD AND CADMIUM DISCHARGE - ABGABE VON BLEI UND CADMIUM PERTE DE PLOMB ET CADMIUM - CESIÓN DE PLOMO Y CADMIO ВЫДЕЛЕНИЕ СВИНЦА И КАДМИЯ - 铅和镉的排放	EN ISO 10545-15	VALORE DICHIARATO DECLARED VALUE	< AL LIMITE DI RILEVAMENTO < THAN INSTRUMENT LIMIT		
			LUC	SP	
	DM 236/89 BCRA	> 0,40	-	> 0,40	
	ANSI A326.3	Wet and Dry	-	≥ 0,42	
	AS 4586	-	-	P2	
	DIN 51130	-	-	R9	
	DIN 51097	-	-	-	
	UNE 41901	≥ CL1	-	CL1	
	BS 7976 sl.96-4S	Wet and Dry	-	-	
	BS 7976 sl.55-TRL	Wet and Dry	-	-	
 SCIVOLOSITÀ SKID RESISTANCE - RUTSCHWERT GLISSANCE - ADHERENCIA СКОЛЬЗКОСТЬ - 防滑性					

Per i certificati specifici, contattare Mirage SpA - For specific certificates, please contact Mirage SPA - Für die speziellen Zertifikate wenden Sie sich bitte an Mirage SpA - Pour les certificats spécifiques, veuillez contacter Mirage SPA - Para los certificados específicos, contactar Mirage SPA - Для сертификатов обращайтесь в компанию Mirage SpA - 关于具体的证书,请联系 Mirage SpA 公司

* La superficie LUC può essere soggetta a graffi se in contatto con materiali più duri (es sassi, frammenti di piastrella, etc...) LUC finish can be subjected to scratches if in contact with harder materials (eg stones, tile gragments, etc...)



Made in Italy

www.mirage.it



Mirage Granito Ceramico S.p.a.
41026 - Pavullo (MO) ITALY - Via Giardini Nord, 225
Tel. +39 0536 29611 - Fax +39 0536 21065
info@mirage.it - www.mirage.it

Mirage Project Point
20121 - Milano ITALY
Via Marsala, 7
Tel. +39 02 65560879

projectpoint-mi@mirage.it
www.mirageprojectpoint.com/milano

Mirage USA INC.
618 Grassmere Park Dr - Suite 1-2
Nashville - Tennessee (TN) - 37211
Ph. +1 615 834 3888
TAX ID: 75 2773306
info@mirageusa.net
www.mirageusa.net

Mirage Project Point Dubai
Building 5 - Suite B101
d3 Dubai Design District - United Arab Emirates
Ph. +971 4 554 3944
Licence No. 93659
projectpoint-uae@mirage.it
www.mirageprojectpoint.com/dubai