

PIOMBO



TORTORA



CEMENTO



ANTRACITE

FUSION



FUSION  
**PIOMBO**

60x60 RETT.





FUSION  
**TORTORA**

80x80 RETT.





FUSION  
**CEMENTO**

60x60 RETT.







FUSION  
**ANTRACITE**

40x80 RETT.



FUSION

FORMATI

SIZES  
FORMAT  
PRODUKTFORMAT



80x80 (31<sup>7</sup>/<sub>16</sub>"x31<sup>7</sup>/<sub>16</sub>" ) RETT.  
XFU80R77 PIOMBO  
XFU80R6 TORTORA  
XFU80R4 CEMENTO  
XFU80R7 ANTRACITE

80



60x60 (23<sup>9</sup>/<sub>16</sub>"x23<sup>9</sup>/<sub>16</sub>" ) RETT.  
XFU60R77 PIOMBO  
XFU60R6 TORTORA  
XFU60R4 CEMENTO  
XFU60R7 ANTRACITE

78



40x80 (15<sup>11</sup>/<sub>16</sub>"x31<sup>7</sup>/<sub>16</sub>" ) RETT.  
XFU48R77 PIOMBO  
XFU48R6 TORTORA  
XFU48R4 CEMENTO  
XFU48R7 ANTRACITE

79

COLORI

COLOURS  
COULEURS  
FARBEN



PIOMBO

TORTORA

CEMENTO

ANTRACITE

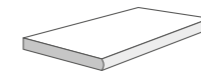
IMBALLI

PACKING  
EMBALLAGE  
VERPACKUNGSEINHEITEN

Formati / Sizes	pcs/box	m <sup>2</sup> /box	kg/box	box/pallet	m <sup>2</sup> /pallet	kg/pallet
40x80 Rett sp. 20mm	2	0,640	27,00	24	15,360	660
60x60 Rett sp. 20mm	2	0,720	31,30	32	23,040	1020
80x80 Rett sp. 20mm	1	0,640	27,50	40	25,600	1123
30x60 Gradone torato lineare	3	-	21,00	-	-	-
30x60 Gradone torato angolo dx	3	-	21,00	-	-	-
30x60 Gradone torato angolo sx	3	-	21,00	-	-	-
30x60 Gradone torato angolo interno	2pz=1cp	-	15,70	-	-	-
30x60 Elemento L costa retta lineare	2	-	15,70	-	-	-
30x60 Elemento L angolo dx	2	-	15,70	-	-	-
30x60 Elemento L angolo sx	2	-	15,70	-	-	-

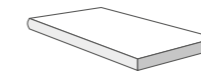
PEZZI SPECIALI

SPECIAL ITEMS  
PIÈCES SPECIALES  
FORMTEILE



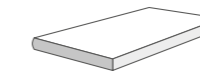
GRADONE TORATO LINEARE  
30x60 (11<sup>3</sup>/<sub>4</sub>"x23<sup>9</sup>/<sub>16</sub>" )  
XFU3GL77 PIOMBO  
XFU3GL6 TORTORA  
XFU3GL4 CEMENTO  
XFU3GL7 ANTRACITE

70



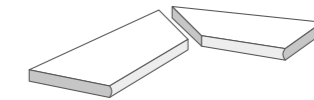
GRADONE TORATO ANG. DX  
30x60 (11<sup>3</sup>/<sub>4</sub>"x23<sup>9</sup>/<sub>16</sub>" )  
XFU3AGDX77 PIOMBO  
XFU3AGDX6 TORTORA  
XFU3AGDX4 CEMENTO  
XFU3AGDX7 ANTRACITE

78



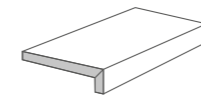
GRADONE TORATO ANG. SX  
30x60 (11<sup>3</sup>/<sub>4</sub>"x23<sup>9</sup>/<sub>16</sub>" )  
XFU3AGSX77 PIOMBO  
XFU3AGSX6 TORTORA  
XFU3AGSX4 CEMENTO  
XFU3AGSX7 ANTRACITE

78



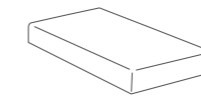
GRADONE TORATO ANG. INT.  
30x60 (11<sup>3</sup>/<sub>4</sub>"x23<sup>9</sup>/<sub>16</sub>" )  
XFU3AGI77 PIOMBO  
XFU3AGI6 TORTORA  
XFU3AGI4 CEMENTO  
XFU3AGI7 ANTRACITE

83



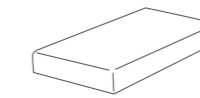
ELEMENTO L COSTA RETTA  
LINEARE  
30x60 (11<sup>3</sup>/<sub>4</sub>"x23<sup>9</sup>/<sub>16</sub>" )  
XFU3EL77 PIOMBO  
XFU3EL6 TORTORA  
XFU3EL4 CEMENTO  
XFU3EL7 ANTRACITE

73



ELEMENTO L ANGOLO DX  
30x60 (11<sup>3</sup>/<sub>4</sub>"x23<sup>9</sup>/<sub>16</sub>" )  
XFU3AELDX77 PIOMBO  
XFU3AELDX6 TORTORA  
XFU3AELDX4 CEMENTO  
XFU3AELDX7 ANTRACITE

79



ELEMENTO L ANGOLO SX  
30x60 (11<sup>3</sup>/<sub>4</sub>"x23<sup>9</sup>/<sub>16</sub>" )  
XFU3AELSX77 PIOMBO  
XFU3AELSX6 TORTORA  
XFU3AELSX4 CEMENTO  
XFU3AELSX7 ANTRACITE

79



V2