



HCL 210
80x80 cm
32x32 in
154



HCL 209
80x80 cm
32x32 in
154



HCL 205
80x80 cm
32x32 in
154



HCL 208
80x80 cm
32x32 in
154



HCL 210 Rett.
80x80 cm
32x32 in
171



HCL 209 Rett.
80x80 cm
32x32 in
171



HCL 205 Rett.
80x80 cm
32x32 in
171



HCL 208 Rett.
80x80 cm
32x32 in
171

Pezzi Speciali Special Pieces • Formteile • Pièces spéciales



Gradone Lineare / HCL 210
227
Gradone Lineare Rett. / HCL 210
247
Step / Stufe / Nez de marche
80x80 cm 32x32 in




Gradone Angolare / HCL 210
317
Gradone Angolare Rett. / HCL 210
317
Corner Step / Eckstufe / Nez de marche angulaire
80x80 cm 32x32 in




Gradone Lineare / HCL 209
227
Gradone Lineare Rett. / HCL 209
247
Step / Stufe / Nez de marche
80x80 cm 32x32 in




Gradone Angolare / HCL 209
317
Gradone Angolare Rett. / HCL 209
317
Corner Step / Eckstufe / Nez de marche angulaire
80x80 cm 32x32 in




Gradone Lineare / HCL 205
227
Gradone Lineare Rett. / HCL 205
247
Step / Stufe / Nez de marche
80x80 cm 32x32 in



Gradone Angolare / HCL 205
317
Gradone Angolare Rett. / HCL 205
317
Corner Step / Eckstufe / Nez de marche angulaire
80x80 cm 32x32 in



Gradone Lineare / HCL 208
227
Gradone Lineare Rett. / HCL 208
247
Step / Stufe / Nez de marche
80x80 cm 32x32 in



Gradone Angolare / HCL 208
317
Gradone Angolare Rett. / HCL 208
317
Corner Step / Eckstufe / Nez de marche angulaire
80x80 cm 32x32 in



Posa tradizionale

Standard laying • Herkömmliche Verlegungsart • Pose traditionnelle



Posa su erba

Laying on grass • Verlegung auf Wiese • Pose sur pelouse



Posa su ghiaia o sabbia

Laying on gravel or sand • Verlegung auf Kies-oder Sand-Bett • Pose sur sable ou sur gravier



Posa sopraelevata

Raised laying • Verlegung auf Stelzlager • Pose surélevée



Chiave di regolazione

Regulation Key
Einstellschlüssel
Clef de réglage

0064

Set per bordo verticale

Set for vertical closure
Vertikale Kanten-Klammer-satz
Set pour bord vertical

0038 / SET

Clip bordo piastra

Universal edge clip
Bodenkanten-Klammer
Clip bord plaque

0009

Supporti regolabili con testa fissa

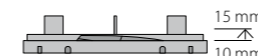
Adjustable pedestals with fixed head • Verstellbare Stütze mit festen Kopf • Plot réglable à tête fixe

PORTATA DEI SUPPORTI

PEDESTALS LOAD BEARING DETAILS
STELZLAGER-TRAGFAEHIHKHEIT
PORTEE DES SUPPORTS

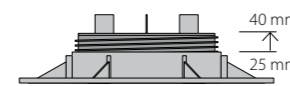
Carico operativo = 1000 kg cadauno. Carico di rottura > 2000 kg cadauno.

Operating load = 1000 kg each (2204 lbs). Breaking load > 2000 kg each (4409 lbs)
Nutzlast: 1000 Kg./Stk. Bruchlast: 2000 Kg./Stk
Charge opérationnelle = 1000 kg chacun. Charge de rupture > 2000 kg chacun



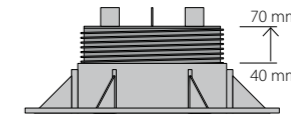
Supporto a testa fissa
10-15 mm 2/5 - 3/5 in

0004



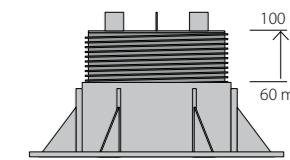
Supporto a testa fissa
25-40 mm 1 - 1 3/5 in

0010



Supporto a testa fissa
40-70 mm 1 3/5 - 2 3/4 in

0011



Supporto a testa fissa
60-100 mm 2 1/3 - 4 in

0011

Supporti regolabili con testa autolivellante

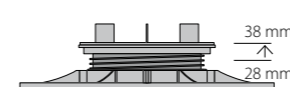
Adjustable pedestals with self-levelling head • Verstellbare Stütze mit selbstnivellierendem Kopf • Plot réglable à tête auto-nivelante

PORTATA DEI SUPPORTI

PEDESTALS LOAD BEARING DETAILS
STELZLAGER-TRAGFAEHIHKHEIT
PORTEE DES SUPPORTS

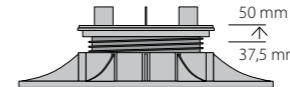
Carico operativo = 500 kg cadauno. Carico di rottura > 1000 kg cadauno.

Operating load = 500 kg each (1102 lbs). Breaking load > 1000 kg each (2204 lbs)
Nutzlast: 500 Kg./Stk. Bruchlast: 1000 Kg./Stk
Charge opérationnelle = 500 kg chacun. Charge de rupture > 1000 kg chacun



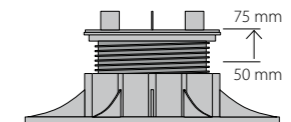
Supporto a testa autolivellante
28-38 mm 1 1/10 - 1 1/2 in

0014



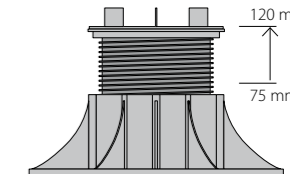
Supporto a testa autolivellante
37,5-50 mm 1 1/2 - 2 in

0015



Supporto a testa autolivellante
50-75 mm 2 - 3 in

0016



Supporto a testa autolivellante
75-120 mm 3 - 4 3/4 in

0017

Prolunga per supporto 10-15 mm

Extension for 10-15mm pedestal

Rallonge pour support
10-15 mm

Höhenverstellstück für
Stelzlager 10-15 mm



± 5 mm

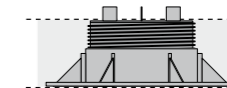
Prolunga per supporto

5 mm 1/5 in

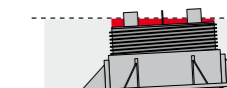
0002

Posa sopraelevata con correttori di pendenza

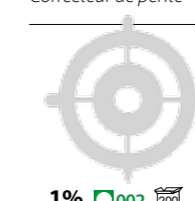
Raised laying with Slope regulators
Verlegung auf Stelzlager mit Neigungsreglern
Pose surélevée avec correcteurs de pente



Superfici planari
Plane surfaces
Gleichenen Flächen
Surfaces planes



Superfici inclinate
Inclined surfaces
Flächen mit Neigungswinkel
Surfaces inclinées



1% 0002

Per pendenze superiori al 1% è possibile sovrapporre più correttori di pendenza. For slopes over 1%, two or more slope regulators can be piled up on each other. Bei Gefällen ueber 1% darf man mehreren Neigungsregler aufeinander verwenden. Pour des pentes supérieures à 1% on peut superposer plusieurs correcteurs de pente.

Supporti di altezza superiore sono disponibili a richiesta. Taller pedestals are available on request. Höher verstellbare Stelzlager sind auf Anfrage vorhanden. Supports de hauteur majeure disponibles sur demande.

Package	80x80
Pieces	1
Mq.	0,64
Kg.	30,00
Boxes	26
Mq.	16,64
Kg.	795,00

SHADE VARIATION	LOW	MODERATE	HIGH	RANDOM		
Price codes:	Mq.	Ml.	Pieces			
CAMPO D'IMPIEGO CONSIGLIATO	RESISTENZA CHIMICA	RESISTENZA ALLA FLESSIONE	CARICO DI ROTTURA MEDIO IN POSA SOPRAELEVATA	RESISTENZA ALLO SCIVOLAMENTO	ASCIUTTO	BAGNATO
RECOMMENDED USE	CHEMICAL RESISTANCE	BENDING STRENGTH	AVERAGE BREAKING LOAD FOR RAISED FLOOR LAYING	SLIPPING RESISTANCE	DRY	WET
ANWENDUNGSBEREICH	BESTÄNDIGKEIT GEGEN CHEMIKALIEN	BIEGEFESTIGKEIT	DURCHSCHNITTLICHER BRUCHLAST BEI VERLEGUNG AUF STELZLAGER	RUTSCHFESTIGKEIT	TROCKEN	NASS
PIECE D'EMPLOI CONSEILLÉE	RESISTANCE CHIMIQUE	RÉSISTANCE AU POINÇONNEMENT STATIQUE	CHARGE DE RUPTURE MOYEN EN POSE SURÉLEVÉE	FACTEUR DE RESISTANCE ANTIGLISSEMENT	SEC	MOUILLE
GA	UNI EN ISO 10545.13	~50 N/mm²	Classe 1	DIN 51130	R 11	-
5	UNI EN ISO 10545.14	EN 14411 B1a	(~6,00 kN carico concentrato)	DIN 51097	-	≥0,42
			EN 12825	ANSI 137.1 (DCOF)	>0,40	>0,40
				BCRA		

HARD

Gres porcellanato a tutta massa
Through-body porcelain tile - Durchgefärbtes Feinsteinzeug - Le grès cérame pleine masse

due 2

Gres porcellanato a tutta massa spessore 20 mm
Through-body porcelain 20 mm thickness - Durchgefärbtes Feinsteinzeug in 20 mm Stärke - Grès cérame pleine masse épaisseur 20 mm



 **DELCONCA**

Ceramica del Conca S.p.a.
Via Croce, 8 - 47832 San Clemente (RN) - Italy
Tel. (+378) 0549 996037 - Fax (+378) 0549 996038
www.delconca.com - info@delconca.com



Ceramics of Italy

