

Alabama


75X75 - 25X29 - 20X120 / 30''X30'' - 10''X11'' - 8''X48''



C2 R10 ALABAMA ARTICO RECT
20 X 120 / 8'' X 48'' **R53/M**




C2 R10 ALABAMA QUERCIA RECT
20 X 120 / 8'' X 48'' **R53/M**




C3 R11 ANTI-SLIP ALABAMA QUERCIA RECT
20 X 120 / 8'' X 48'' **N71/M**



C2 R10 ALABAMA NEBBIA RECT
20 X 120 / 8'' X 48'' **R53/M**



C3 R11 ANTI-SLIP ALABAMA NEBBIA RECT
20 X 120 / 8'' X 48'' **N71/M**



C2 R10 ALABAMA CENERE RECT
20 X 120 / 8'' X 48'' **R53/M**




C3 R11 ANTI-SLIP ALABAMA CENERE RECT
20 X 120 / 8'' X 48'' **N71/M**



C2 R10 ALABAMA FAGGIO RECT
20 X 120 / 8'' X 48'' **R53/M**



C2 R10 ALABAMA SANDALO RECT
20 X 120 / 8'' X 48'' **R53/M**



C3 R11 ANTI-SLIP ALABAMA SANDALO RECT
20 X 120 / 8'' X 48'' **N71/M**



C2 R11 DECOWOOD WHITE MIX
25 X 29 / 10'' X 11'' **R96/M**



NOA ARTICO RECT.
75 X 75 / 30'' X 30'' **N46/M**



C2 R11 DECOWOOD SNOW MIX
25 X 29 / 10'' X 11'' **R96/M**



NOA NEBBIA RECT.
75 X 75 / 30'' X 30'' **N46/M**




C2 R11 DECOWOOD HAYA MIX
25 X 29 / 10'' X 11'' **R96/M**




NOA FAGGIO RECT.
75 X 75 / 30'' X 30'' **N46/M**

Florida

15X90 / 6''X36''



FLORIDA WHITE
15 X 90 / 6'' X 36'' **N97/M**




FLORIDA NATURAL
15 X 90 / 6'' X 36'' **N97/M**



FLORIDA HAYA
15 X 90 / 6'' X 36'' **N97/M**



FLORIDA SNOW
15 X 90 / 6'' X 36'' **N97/M**



FLORIDA GREY
15 X 90 / 6'' X 36'' **N97/M**



FLORIDA NOGAL
15 X 90 / 6'' X 36'' **N97/M**

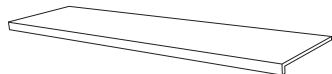
ANTI-SLIP ALABAMA QUERCIA RECT. 20X120, PELDAÑO RECTO ANT. C3 ALABAMA QUERCIA 33X120



PIEZAS ESPECIALES · SPECIAL PIECES · PIÈCES SPÉCIALES · FORMTEILE



DISPONIBLE EN TODOS LOS COLORES/AVAILABLA IN ALL COLORS/DISPONIBLE DANS TOUTES LES COULEURS/IN ALLEN FARBEN VERFÜGBAR



C3 PELDAÑO RECTO ANT. C3 ALABAMA
33 X 120 / 13" X 48" **K91/P**

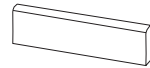


REMATE RECTO PELD. ALABAMA
3.2 X 33 / 1.5" X 13" **K36/P**

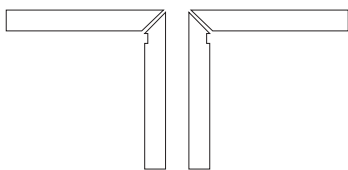
C1 PELDAÑO RECTO C1 ALABAMA
33 X 120 / 13" X 48" **K91/P**



TABICA ALABAMA
15x120 / 6"x48" **K11/P**



ROD. ALABAMA
8 X 60 / 3" X 24" **K24/P**



ZANQUIN RECTO DCHA. ALABAMA
8 X 60 / 3" X 24" **K09/P**

ZANQUIN RECTO IZQ. ALABAMA
8 X 60 / 3" X 24" **K09/P**



PELDAÑO RECTO ALABAMA

CARACTERÍSTICAS TÉCNICAS · TECHNICAL CHARACTERISTICS · CARACTÉRISTIQUES TECHNIQUES · TECHNISCHE EIGENSCHAFTEN

P PORCELÁNICO/PORCELAIN TILES
GRÈS CERÁME/FEINSTEINZEUG



ESPESOR/THICKNESS/ÉPAISSEUR/EMPFOHLENE FUGENBREITE:
20X120 - 10,5mm/0,41"
75X75 - 10,5mm/0,41"
FLORIDA 15X90 - 9mm/0,35"

M MATE/MATT
MAT/MATT

V3 VARIACION MODERADA/MODERATE VARIATION
MODÉRÉE VARIATION/MITTLERES FARBSPIEL

FORMATO SIZE FORMAT VERPACKUNG	PZS/CAJA TILES/BOX PIÈCES/BOITE STK/BOX	M²/CAJA SQM/BOX MÈTRES/BOITE M²/BOX	Kg/CAJA Kg/BOX Kg/BOITE Kg/BOX	CAJAS/PALLET BOXES/PALLET BOITES/PALETTE BOX/PALLET	M²/PALLET SQM/PALLET MÈTRES/PALETTE M²/PALLET	Kg/PALLET Kg/PALLET MÈTRES/PALETTE Kg/PALLET
75X75	3	1.69	41.36	30	50.70	1241
20X120	6	1.44	31.98	44	63.36	1407
25X29	18	1.00	22.89	48	48.00	1099
15X90 FLORIDA	7	0.95	20.25	64	60.48	1151